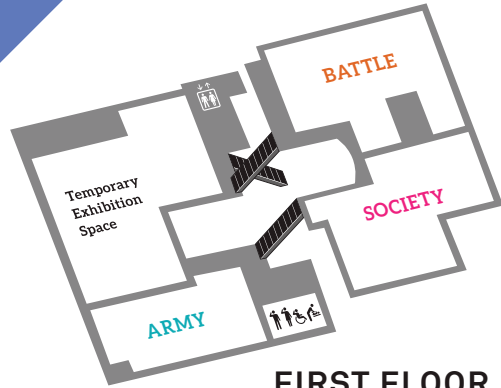


You can visit the galleries in this trail in any order



FIRST FLOOR

UPPER LEVEL

BATTLE
SOCIETY

LOWER LEVEL

ARMY

Temporary Exhibition Space
Toilets



GROUND FLOOR

UPPER LEVEL

Café
Toilets

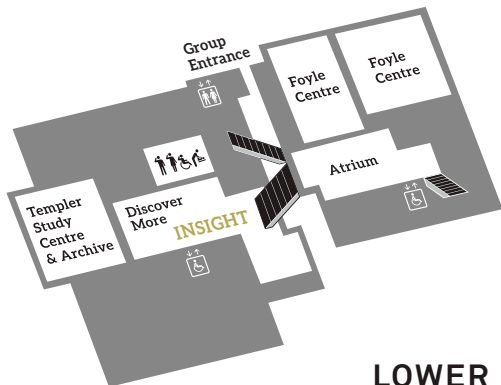


LOWER LEVEL

SOLDIER

Play Base
Shop
Welcome Desk

Main Entrance
Toilets



LOWER GROUND FLOOR

UPPER LEVEL

Atrium
Foyle Centre
Group Entrance

LOWER LEVEL

INSIGHT

Discover More
Templer Study Centre & Archive
Toilets



nam.ac.uk



NATIONAL
ARMY
MUSEUM

LEARNING

BODY

BUILDERS

Science
to the rescue!



KEY
STAGE **2**

SCHOOLS TRAIL

BODY BUILDERS

Being a soldier can be dangerous. They have lots of equipment which can help them to do their jobs more safely, but sometimes they do get hurt.

Follow this trail to find some amazing objects that have helped soldiers to be superhuman.

[This trail takes you to four different galleries in the Museum and you can visit them in any order.](#)



During the First World War, soldiers had to carry this First Field Dressing with them at all times.

IN BATTLE GALLERY



Soldiers use lots of clever equipment to protect themselves and to help them do their jobs.

[Go to the displays about Modern warfare to find this object](#) 🚩
What is it? Who did it belong to?

.....

.....

Can you think of other examples of animals that help us do different jobs?
Discuss with a friend.

[Look in the same display case.](#) It contains objects used by soldiers in Afghanistan to help find bombs known as Improvised Explosive Devices. Buried in the ground, these bombs caused many deaths and serious injuries.

Which one do you think would be the safest to use? Why?

.....

.....

.....

Draw it here:

IN SOCIETY GALLERY



Doctors and scientists have developed amazing technology over the years to help injured soldiers.

Go to the display near the gallery entrance called **Facing recovery**.

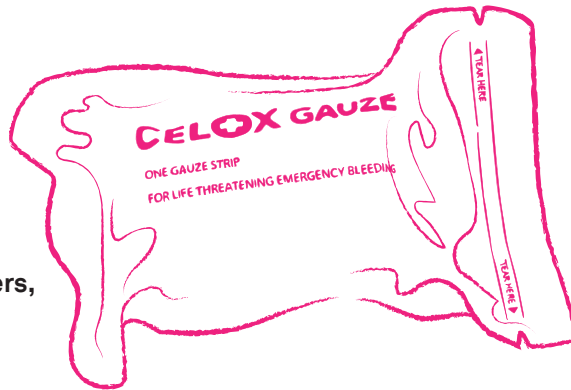
Find the artificial (or prosthetic) nose and eyes for soldiers who have been injured.

Do you think they work in the same way a real nose or eye works? Why would someone choose to wear them?

.....

.....

Now find this amazing object in the same case ➔



Developed by doctors and scientists working with soldiers, it's a real lifesaver! What is it? How does it work?

.....

.....

.....

IN ARMY GALLERY

There are lots of different jobs in the Army. Caring for sick and injured soldiers has always been a very important part of Army life.

Look at the uniforms in the middle of the gallery. Find the uniform worn by the First Aid Nursing Yeomanry. Use the touch screen to find out more.

What did the First Aid Nursing Yeomanry do?

.....

.....

Who wore this uniform? Why was she important?

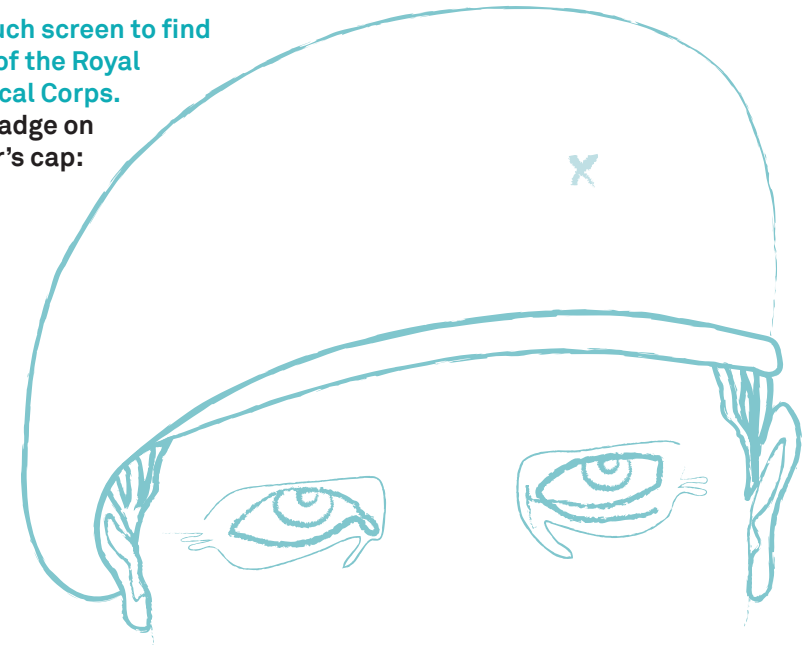
.....

.....

Now find the display of cap badges. They are all different – every regiment in the Army has its own unique badge.

Use the touch screen to find the badge of the Royal Army Medical Corps.

Draw the badge on this soldier's cap:



IN SOLDIER GALLERY

Soldiers in the past didn't have the same quality of medical care as they do today. Find out how things have changed over time.



Go to the back of the gallery.
◀ Find this medical set used by an Army surgeon in 1900. (HINT: It's next to the large Dingo armoured car).

What risks would a soldier face if a surgeon used these medical instruments during an operation?

.....

.....

.....

Find the soldier's Black Bag of kit.

Can you spot these socks?

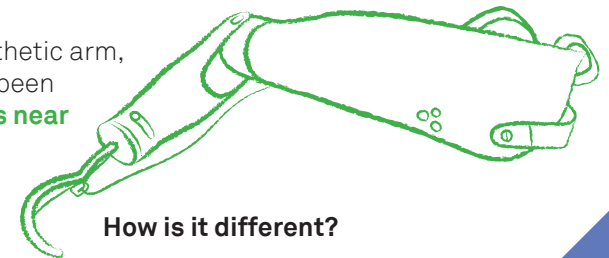
They are specially designed to stop germs growing (and can be worn for days without getting smelly!).



What other objects can you find in the kit which would keep a soldier safe?
Draw and label two things below:

.....

Now find this modern prosthetic arm, given to soldiers who have been seriously injured. (HINT: It's near the exit to the gallery).



How is it like a real arm?

How is it different?

.....

.....

.....

Are there things that might be difficult to do using this prosthetic arm?
Discuss with a friend.

You have now visited four of the five Museum galleries. There are still many more things to discover!