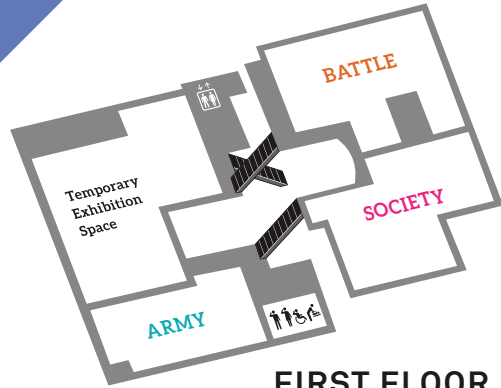


You can visit the galleries in this trail in any order



FIRST FLOOR

UPPER LEVEL

BATTLE
SOCIETY

LOWER LEVEL

ARMY

Temporary Exhibition Space
Toilets



GROUND FLOOR

UPPER LEVEL

Café
Toilets



LOWER LEVEL

SOLDIER

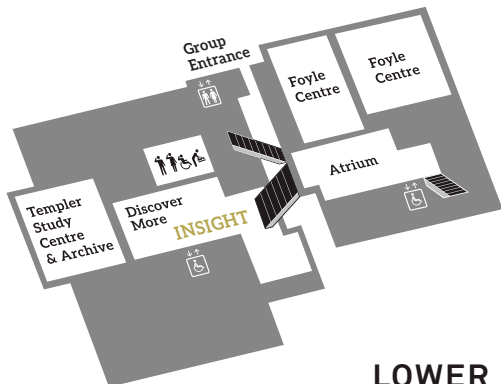
Play Base

Shop

Welcome Desk

Main Entrance

Toilets



LOWER GROUND FLOOR

UPPER LEVEL

Atrium
Foyle Centre
Group Entrance

LOWER LEVEL

INSIGHT

Discover More
Templer Study Centre & Archive
Toilets



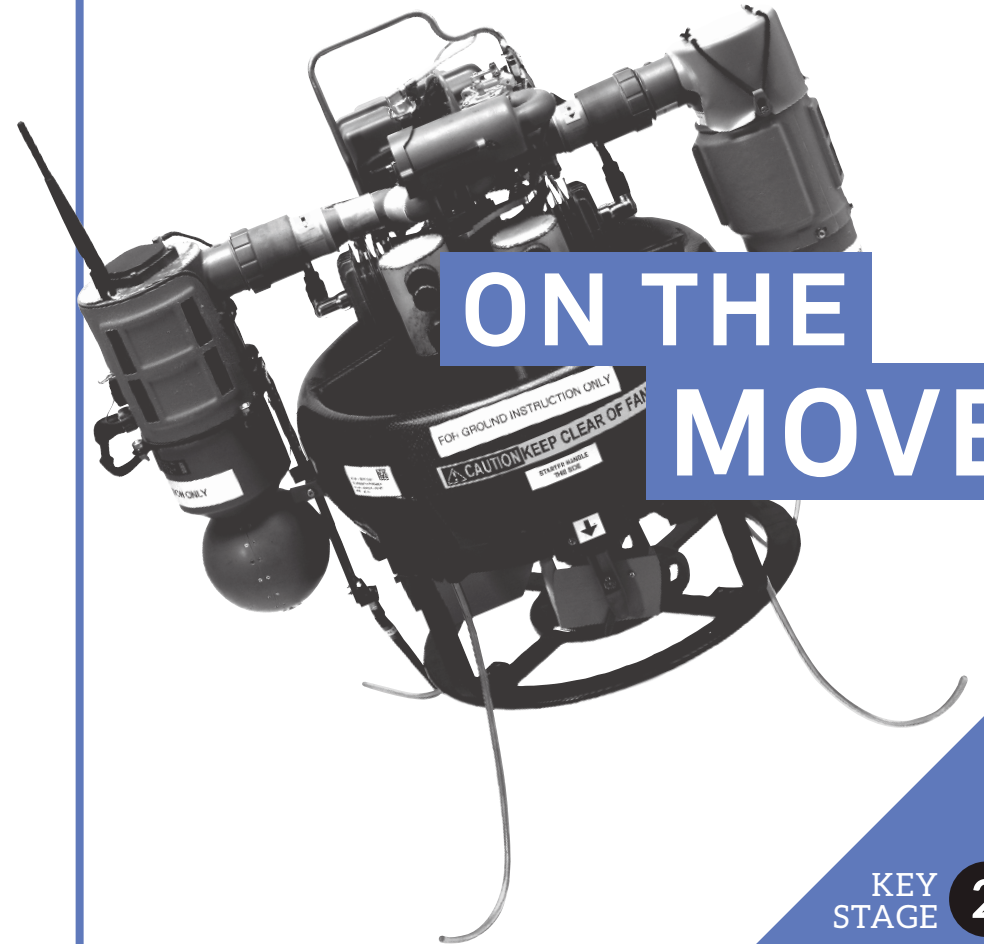
nam.ac.uk



NATIONAL ARMY MUSEUM

LEARNING

Using technology to help with the difficult jobs...



ON THE MOVE


KEY STAGE 2

SCHOOLS TRAIL

ON THE MOVE

Soldiers do lots of different skilled jobs and just like us, they can use modern technology to make their jobs easier and safer. But what was it like for soldiers in the past, before things like computers and robots were around to help them? Find out by following this trail to find some amazing objects.

This trail takes you to four different galleries in the Museum and you can visit them in any order.



Imagine you are in the Dingo, scouting ahead in unknown territory, not knowing if enemy troops are nearby. **How would you feel? Would you feel protected and safe? Discuss with a friend.**

Use the touch screen next to the Dingo to explore true stories of soldiers who fought in it.

IN SOLDIER GALLERY



One important job soldiers have to do is reconnaissance scouting ahead to find the enemy or exploring new routes. Today, soldiers have modern technology to help them. But what did they use in the past?



Find the display of furniture and look for this object nearby. What is it and who did it belong to?

.....
If you were a soldier sent to find the location of the enemy, how would this object help you? Discuss with a friend.

Find the Dingo scout car. (HINT: It's the largest object in the gallery!)

This armoured car was used during the Second World War for reconnaissance. It carried two soldiers and could travel up to 50 miles per hour.

Draw the Dingo here:

IN ARMY GALLERY

Find out about some of the ways the Army has explored the places that it's been to over the years.

Look at the uniforms in the middle of the gallery. Find the clothes worn by the Royal Flying Corps (RFC). During the First World War, planes were used for the first time. They flew over the battlefields to carry out reconnaissance to find out what the enemy troops were doing.

Use the touch screen to find out more about the RFC and explore the pilot's uniform. **What are his leggings called? What were they for?**

.....

Why would planes be more useful for reconnaissance than being on the ground?

.....

.....

Now find the display of cap badges.

They are all different – every regiment in the Army has its own unique badge. **Why do you think that is? Discuss with a friend.**

Use the touch screen to find the badge of the Reconnaissance Corps.

◀ **Draw the badge on this soldier's cap.**



IN SOCIETY GALLERY

Sometimes, surprising everyday objects have been the inspiration for the special equipment that soldiers use.

Walk straight ahead into the gallery and look at the Wheelbarrow robot which was used to make bombs safe from a distance. Why was it called the Wheelbarrow?

.....

Draw a picture of it below:



Now look to your left at the toys and find the Heavy Fire computer game. The object next to it looks like a game controller but it's not! **What is it?**

.....

Why is it designed to look like a game controller?

.....


.....

IN BATTLE GALLERY

Soldiers have always used special equipment and clever technology to help them do their jobs.

Find this unusual object ▶
(HINT: It's opposite the big model of the Waterloo battlefield).

What is it and what does the shape remind you of?



It belonged to a general who lost his right arm in battle.
How would the design of this object help him? Discuss with a friend.

◀ **Now look in the same case at this heliograph.** It was used during the First World War to send signals. The mirror on the top reflected the sun and then sent flashes of light in Morse code across a distance of up to 70 miles.

Using the code on the right, make up a message in Morse code to send to a friend:

.....

.....

.....

.....

.....

.....

.....

.....

.....

.....

MORSE CODE

A	· —
B	·· ·· ··
C	·· — ··
D	·· — ·
E	·
F	·· ·· —
G	·· — —
H	·· ·· ··
I	·· ·
J	·· — — —
K	·· — ··
L	·· — ·
M	·· — —
N	·· —
O	·· — — —
P	·· — ·· —
Q	·· — — —
R	·· — ·
S	·· ·· ·
T	·· —
U	·· · —
V	·· ·· —
W	·· — · —
X	·· — — ·
Y	·· — — —
Z	·· — — ·

Now find the displays about the modern Army.
Tick each when you find these objects:

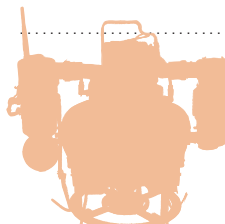
- ▶ Chevette Remote Control Vehicle
- ▶ Horn IED detector
- ▶ Hoodlum metal detector

These were all used by soldiers in Afghanistan to help find buried and disguised bombs known as Improvised Explosive Devices (IEDs).

Which one would be the safest to use? Why? Discuss with a friend.

Now look up to spot the next two objects.

Soldiers use the T-Hawk to spot IEDs. **Why would a remote-controlled flying vehicle be much safer than other ways of searching for bombs?**



T-Hawk Micro Air Vehicle

The Desert Hawk Unmanned Aerial Vehicle (UAV) is a remote-controlled plane used for reconnaissance. It has a video camera and is really useful for scouting and looking for enemy soldiers.

What are the advantages of using a small remote-controlled aircraft rather than a full-sized one with a real pilot?

.....

.....

.....

.....

.....

.....

.....

.....

.....

.....

You have now visited four of the five Museum galleries. There are still many more things to discover!