

You can visit the galleries in this trail in any order

#### UPPER LEVEL

**BATTLE**  
**SOCIETY**

#### LOWER LEVEL

**ARMY**  
Temporary Exhibition Space  
Toilets



#### UPPER LEVEL

Café  
Toilets



#### LOWER LEVEL

**SOLDIER**  
Play Base  
Shop  
Welcome Desk  
Main Entrance  
Toilets

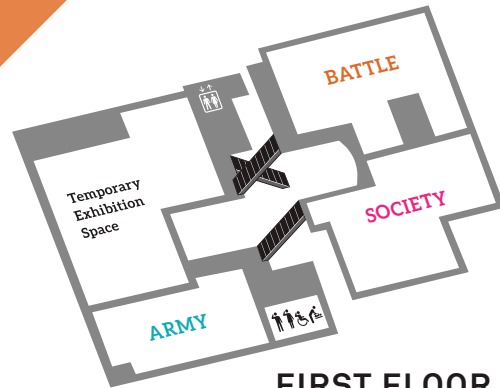


#### UPPER LEVEL

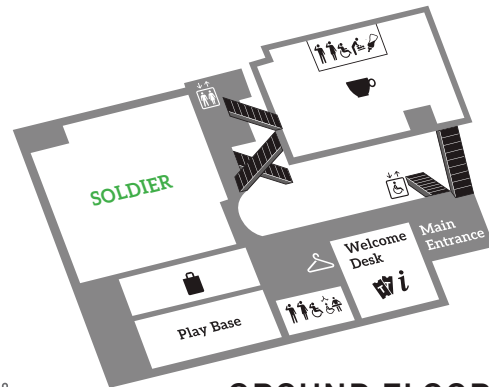
Atrium  
Foyle Centre  
Group Entrance

#### LOWER LEVEL

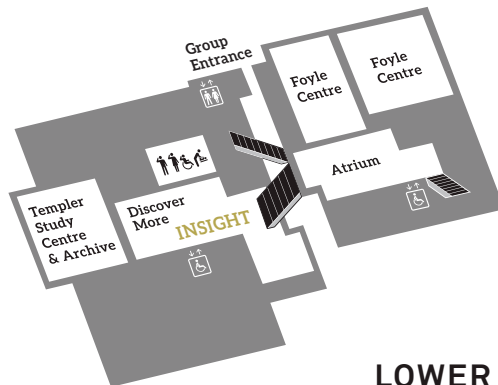
**INSIGHT**  
Discover More  
Templer Study Centre & Archive  
Toilets



FIRST FLOOR



GROUND FLOOR



LOWER GROUND FLOOR

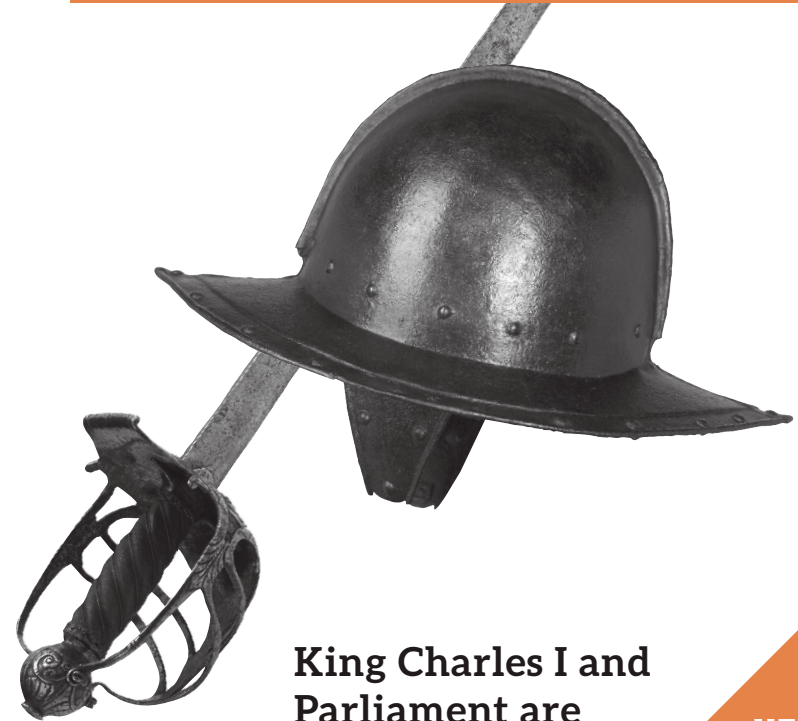
nam.ac.uk



NATIONAL  
**ARMY**  
MUSEUM

LEARNING

# BRITISH CIVIL WARS



King Charles I and  
Parliament are  
at war!

KEY  
STAGE **3**

SCHOOLS TRAIL

# BRITISH CIVIL WARS

In 1642 the country has descended into Civil War! What was it really like to live through this conflict? Become historians and investigate the challenges faced by soldiers and civilians.

**This trail takes you to three different galleries in the Museum and you can visit them in any order.**



## BY THE KING

## IN ARMY GALLERY

### How did people choose sides?

When the civil wars broke out, people all over the country had to choose which side they would support. There were many factors that influenced their choice.

**Look straight ahead to find the document signed by Charles I.**

It dates from August 1642 and asks Lord Willoughby to raise his army regiment. **Why is this piece of paper important?**

.....

.....

**Now investigate the painting of Oliver Cromwell**, leader of the New Model Army and future Lord Protector. **What is he wearing?**

.....


.....

.....

**What message is this painting trying to send?**

.....

.....



In a civil war, it is harder to tell between friend and foe.

**Can you find something nearby that would help you identify what side a soldier was fighting on?**  
**(HINT: it's big and brightly coloured!)**

◀ Draw a picture of it here.



# IN BATTLE GALLERY

## What challenges did soldiers face?

Soldiers in the British Civil Wars faced many difficulties and dangers. Attacks from the enemy, unreliable weapons, hunger, and disease all posed threats. However, soldiers did have some protection.

Look at the glass case to left just outside the gallery to find the Cavalryman figure. Cavalry soldiers charged the enemy on horseback. What dangers would they face?

- » .....
- » .....
- » .....

Have a closer look at the weapons nearby. Why does he need to a sword if he already has a pistol? Do you think this pistol was reliable?

- .....
- .....
- .....

Now walk straight ahead, bearing right to find the bandolier. What is it for?

- .....
- .....
- .....

Do you think it would be easy to use in the heat of battle?

## How did soldiers protect themselves?


Find the Pikeman figure in the glass case to the right. What does he have to protect himself?

- » .....
- » .....
- » .....
- » .....
- » .....
- » .....



Do a quick vote in your group. If you were fighting in the Civil Wars, would you rather be a cavalryman or a pikeman? Consider the weapons and uniform you have seen, as well as the level of danger.

Note down the results on the flags below:



CAVALRYMAN

PIKEMAN

## IN SOCIETY GALLERY

### How were civilians affected?

Look straight ahead to find Charles I's proclamation to the people of Oxford. (HINT: Look for the royal seal on the inside cover of this trail.)

What words does he use to describe the Parliamentarians?

» .....

» .....

How is he asking his loyal subjects to support him?

.....

.....


Go around to your right to find the birds' eye view drawing of the Siege of Colchester. There were many fortifications around Colchester in 1648.

Find the names for these forts on the drawing:





FORT

.....




FORT

.....



FORT

.....



FORT

.....



FORT

.....

How would the people of Colchester have been affected by the 11-week siege?

.....

.....

.....

Can you think of any other civil wars around the world in the past or today?

.....

.....

.....

.....

.....

.....

.....

.....

.....

.....

.....

.....

.....



.....

.....

.....



You have now visited three of the five Museum galleries. There are still many more things to discover!