

Make Your Own Gift Tin!

During the First World War, King George V's daughter Princess Mary gave a special gift to every soldier, sailor and nurse serving in the British Armed Forces. 355,000 Princess Mary Gift Tins were delivered by Christmas Day 1914. Each tin contained treats including tobacco, chocolate, sweets, spices and a message from the King himself!


NATIONAL
ARMY
MUSEUM

Using our template, follow the instructions to have a go at making your own Princess Mary Gift Tin.


You will need: scissors; glue; something to decorate with.




- 1** Colour in and decorate your template - you can use pencils, pens or even stickers!



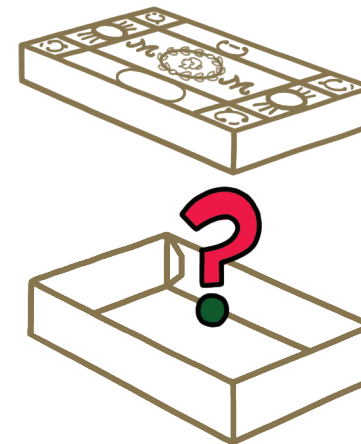
- 2** Cut out the lid and base shapes using scissors.



- 3** Cut along the dotted lines on the lid and fold the sides and tabs. Do the same folding on the base.



- 4** Glue together the tabs to finish the base and lid of your tin.



- 5** What will you keep in your finished tin?



